

LEGACY

LEGACY ACCESSORY POUCH


用户说明书



FURCHTLOS

INCLUDED ACCESSORIES

标配装备



MOLLE快速扣 x1

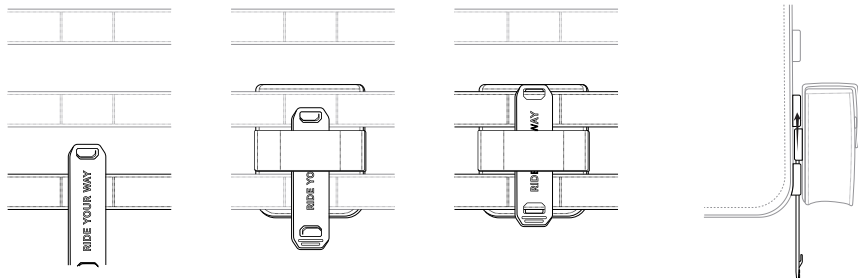
MOLLE Quick Clip

ASSEMBLY TO THE MOLLE SYSTEM

安装在MOLLE织带上的流程

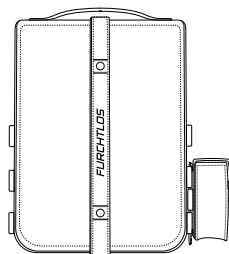
- 1 将MOLLE快速扣FURCHTLOS面朝向自己,依次穿过包袋侧面最下条MOLLE织带、附件包背面试带、包袋侧面中间MOLLE织带,MOLLE快速扣两边卡脚需卡入油箱包侧面MOLLE织带。

Holding the MOLLE Quick Clip so the FURCHTLOS side is facing up, pass the clip through the lower row of the MOLLE panel, through the webbing loop in the back of the Accessory Pouch, and through the next row in the MOLLE Panel, so the tabs on both ends of the clip are secured on the MOLLE webbing



- 2 直至MOLLE快速扣将附件包牢固固定于包袋侧面MOLLE织带上,使其不能轻易左右摇晃。

Ensure the Accessory Pouch is firmly secured to the bag and can't move freely in any direction.



WARNINGS AND GUIDELINES

警告和注意事项

使用警告 WARNING!

请参阅附件包使用说明，使用正确的安装方式！

Please read the user manual carefully and follow the recommended assembly method.

建议在每次操作摩托车之前检查附件包是否已连接牢固。

It's recommended to check that the bag is securely attached before each operation of the motorcycle.

切勿在附件包未关闭、未连接牢固等可能影响摩托车操作安全的情况下骑行。

Do not drive the motorcycle with a bag that is not fully closed, is not properly secured, or in any other condition that may affect the safe operation of the vehicle.

附件包的所有部分不得接触摩托车任何热度过高部件（如排气管等）。

No part of the bag should have close contact with high temperature areas such as the exhaust pipe.

清洁与保养注意事项 CLEANING & MAINTENANCE

清洁时只允许使用柔软的纺织布或海绵，清水洗抹。

To clean, wipe with a damp cloth or sponge.

不得使用过高粗糙度的清洁工具、强力清洁剂以及高压清洗机等。

Do not use harsh cleaning agents, chemicals or high pressure cleaners.

当表面材料过长时间暴露在阳光直射下，或受到环境因素的影响时（如雾霾、酸雨等），可能会出现颜色变化或褪色现象。

When the surface material is exposed to direct sunlight for a long time or is affected by environmental factors (such as haze, acid rain, etc.), the color may fade or change.

产品沾染汽油或类似物质，必须立即清洁干净。

If the product is contaminated with gasoline or similar substances it must be cleaned immediately!

FURCHTLOS对清洁保养不当导致的产品损坏和颜色变化不承担任何责任。

FURCHTLOS does not assume any responsibility for product damage and color change caused by improper cleaning



只允许使用柔软的纺织布或
海绵清水洗抹
CLEAN WITH A DAMP CLOTH OR
SOFT SPONGE



禁止使用高压清洗机
DO NOT PRESSURE WASH



禁止使用过高粗糙度的清洁工具、
强力清洁剂等
DO NOT USE CHEMICALS OR HARSH
CLEANING AGENTS



沾染汽油或类似物质必须
立即清洁干净
CLEAN GASOLINE OR OTHER
SPILLS IMMEDIATELY!



保修登记
WARRANTY REGISTRATION



微信公众号
FURCHTLOS WECHAT